

多合一家用游戏机

Multi-game Family Box



说明书 User's Manual

月光宝盒

Pandora's box



Preface (产品卖点)

- 品牌硬件及一流的芯片组
 - 绿色节能设计
 - 数百款全新经典街机游戏合集
 - 超高清游戏画面及丽音处理引擎
 - 一流的游戏操控体验，稳定坚如磐石
- Top class chipset and branded hardware component
 - Design for low power consumption
 - Hundreds of classic and brand new arcade games collection
 - Super high definition game Resolution and high quality video & audio engine
 - Top ranking game control experience as well as stable performance



品牌元件及芯片组
Top brand component
& chipset



绿色低耗能设计
Green low power
design



数百款经典街
机游戏合集
Hundreds of classic
arcade games



超高清游戏画面
Super high video
resolution



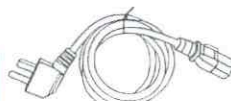
一流操控体验
Fluent game control
experience




Package listing (装箱清单)



VGA



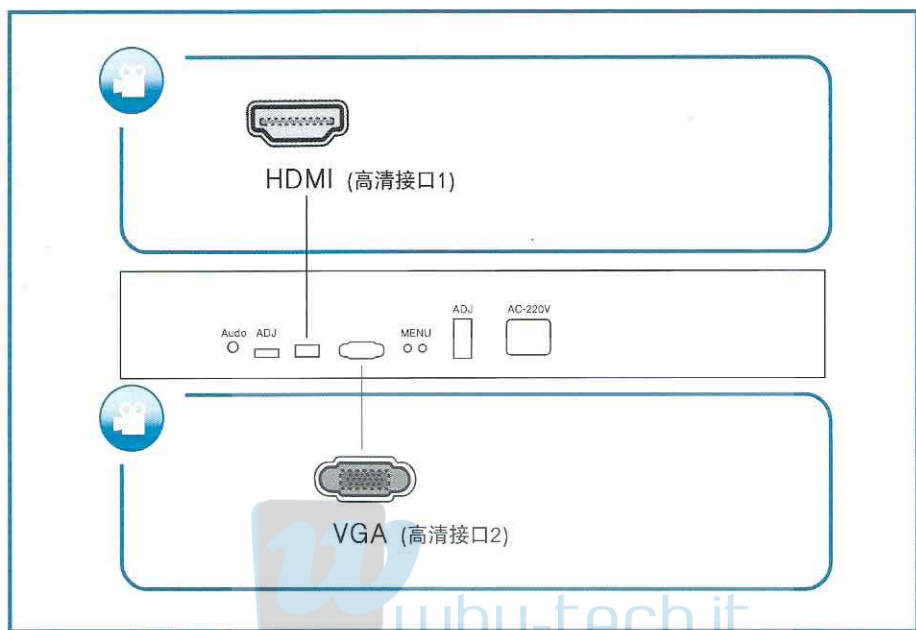
Power Cable



HDMI

HD

HDMI Port (高清接口)



blog di informatica e tecnologia

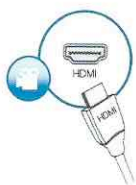


Aideo Connection (视频连接)

HDMI (高清接口1)

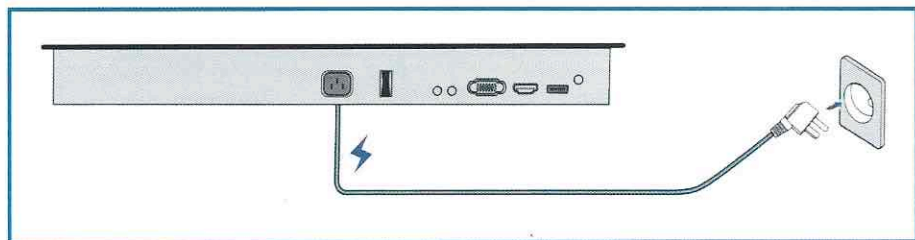


VGA (高清接口2)





AC-220V (电源线)



Voice Control (音量调节)



Coin (家用版投币)





Game Settings (游戏设定详解)

请按旁边的开关按钮进入游戏设定页面。

Please push the side tactile switch to enter the game setting menu.



- (1) IO 测试：此项是为了测试投币，摇杆跟按键是否使用良好的情况。测试前为紫色，测试过程是黄色，完成后为蓝色。

IO test: Use this menu to test the working situation of the coin selector, joystick and button. (prior testing for purple, testing for yellow, press again for blue.)

- (2) 投币模式：投退币模式，1币1投，2币1投等。

Coin insert mode: use this menu to set one coin game, 2coins game, ...and 1P alternative funtion.

- (3) 退出模式：通过此项选择退出当前游戏的模式。

Exit mode: use this menu to set how to exit from the current game.

- (4) 自动退出：用户长时间不使用的話，三分钟之后系统会自动退回到最初的管理界面。用户也可以在设置里面设定“三分钟后自动退出”或者“永不退出”。

Exit automatically: if the game player is absent then the game ifself will go to idle state, the system will exit the current game and go back to the initial demonstration interface after 3 minutes.however, the user san also choose “Exit automatically after 3 minutes”or “Never exit automatically”.

- (5) 游戏选择模式：2种选择模式：

A.投币才允许选择游戏模式。

B.无条件直接允许选择游戏。

Game selection mode: 2 independent selection modes can set in this menu bar.

A. Only enable game selection when a valid coin is accepted.

B. Without any limitation, enable game selection unconditionally.

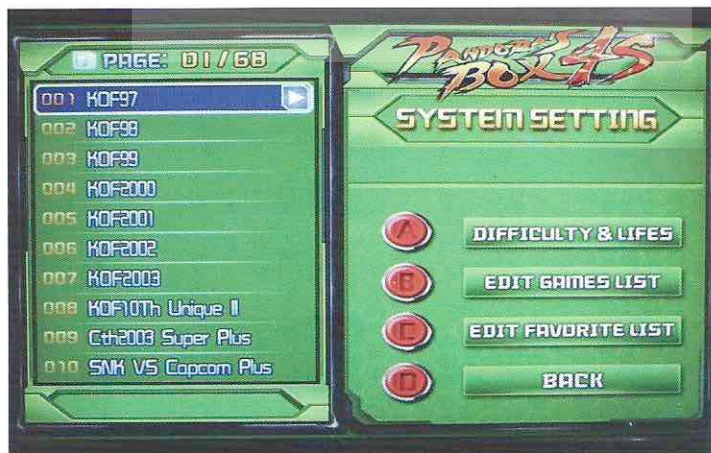
(6) 单个游戏设定。

Individual game setting.



A. 设定游戏难度跟生命数设定。按控制台的A键进入游戏设定菜单，选择需要设定的游戏，按A键改变游戏的难度，B键改变生命数。如果用户选择的是没有难度系数设定的游戏，生命数也不能设定。有些情况下，用户需要根据现有的设定去更新所有的游戏设定。按控制台的C键来保存当前的所有游戏的设置，按D键返回。

A. Game difficulty level and life number setting. When the user pushes the A button in 1P console in the game setting menu, he can move the joystick to choose which game he needs to set, and use A button to change the difficulty level and B button to set initial life number. The life number setting will automatically disabled when the user chooses a game with no life number setting. In some cases, if the user needs to update all other game settings according to the current setting, he must push C button in the 1P console, and enable "Use the current setting for all other games". The user can still press D to return back.



(7) 保存并退出。

Saving and exit.

完成以上所有操作后，请按D键返回主菜单，移动光标到“保存并退出”选项并按A键确定并且弹出以下的对话框，请确保不要关闭电源，系统会自动重新启动。

Once the mentioned operation is completed, please press S button continuously to go back to the initial game setting menu, and use the joystick to move the menu bar to the "Saving and erif" option. then press S button to confirm. The following dialog will pop up, and please DO NOT turn off the power, the system will reboot automatically.



(8) 恢复出厂设置。

Restore the factory settings and exit.

若是想恢复出厂设置，请选择“回复出厂设置并退出”选项并按A键进行确认。

If you want to restore the factory settings, please choose the menu of " the factory setting and exit " and press the A button to make a confirmation.



多合一家用游戏机

Multi-game Family Box



说明书 User's Manual

月光宝盒

Pandora's box